

DETOX TABLET INSTRUCTIONS

WHY DETOX

All washing machines need cleaning out every now and again, especially if you have been using powder and liquids for some time. They tend to leave deposits in the pipes and crevices, which can lead to unpleasant smells and build-ups. Limescale can also build up inside your machine, especially in hard water areas. Over time your washing machine may become less efficient.

- ✓ Cleans washine machine
- ✓ Removes build up from limescale and detergents
- ✓ Removes bad odours
- ✓ Maintains the health of your machine

CLEAN THE MACHINE RATHER THAN MASK THE PROBLEM

Use an ecoegg Washing Machine Detox Tablet before using your Laundry Egg® for the first time, and then once a month after. While a lot of us are familiar with strong, chemically fragranced detergents, *strong fragrance doesn't always mean clean*. The Laundry Egg gets the job done WHILST being gentle on sensitive skin, and is even rated "excellent" for delicate skin.

Your washing machine can get yucky build up from liquid, powder or pod detergents, and this build up can start to rot inside your machine. Traditional heavy chemical fragrances simply mask this smell with strong fragrances, which is why we recommend detoxing your machine FIRST. Our fragrance is not overpowering, so detox your machine once a month for best results when using a Laundry Egg®.



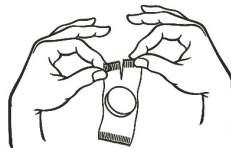
DANGER

WARNING! Causes Serious eye damage. Harmful if swallowed. Keep out of reach of children and pets. Read Label before use. If medical advice is needed, have product container or label at hand. Wear protective gloves/ eye protection. **IF IN EYES:** Rinse cautiously with water for several minutes. Remove contact lenses, if present and easy to do. Continue rinsing. Immediately call a POISON CENTRE/doctor. **IF SWALLOWED:** Call a POISON CENTRE/doctor if you feel unwell. Dispose of contents in accordance with local regulation. Contains tetrasodium tris(peroxol) decarbonate (30%-40% oxygen bleaching agent). Also contains amongst other ingredients: Perfume, Limonene, Geraniol, Citral.

INSTRUCTIONS FOR USE

1. REMOVE THE DETOX TABLET FROM THE WRAPPER

The wrapper is 100% recyclable. PLEASE recycle it!



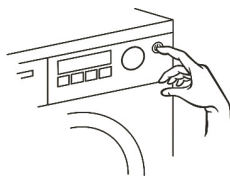
2. PLACE THE TABLET IN THE EMPTY MACHINE DRUM

Put the Detox Tablet directly into the drum of your washing machine. It does not matter if it is a side-loading or top-loading machine. DO NOT put any clothes in during the detox cycle.



3. CHOOSE THE HOTTEST + LONGEST CYCLE

Except for the Detox Tablet, leave the drum completely empty and put the machine on the hottest and longest cycle it has. Remember, the ecoegg Laundry Egg should not be used above 60°C / 140°F. It is only for the detox cycle that you should use a hotter wash.



If you have any questions, please get in touch with customer services



+ 44 (0) 1622 535 200

hello@ecoegg.com

www.ecoegg.com

Ecoegg Ltd, The Hatchery, Steelfields,
Owens Way, Gillingham, ME7 2RT, UK

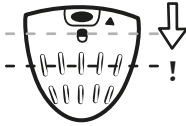
WHEN TO REFILL




You will need to refill your egg **roughly every 2 months**, depending on 3 factors:

1. The wash pack size you have used to fill your egg (e.g. Using a 50-wash pack with 2 bags of white washing pellets + 1 bag black pellets)
2. How often you put a load of laundry on each week
3. Which washing machine cycle you typically use - hotter cycles will use the pellets faster

Open the Laundry Egg® to check the pellet size, making sure the pellets are sat in the larger half of the egg. Be careful when opening so that the pellets don't spill out! Have a look at the inside of the larger half of the egg. The pellets will have reduced in size significantly.



If you are using a **50 wash pack**, look inside the egg case. There is an indentation in the middle of the top set of vents. If they have fallen below this indentation, it is time to refill.



The pellets will have reduced significantly in size and become heavily pitted. Use this 1:1 scale to measure your pellet to determine if you need to replace them!

HOW TO REFILL



REFILL AND REUSE YOUR EGG

1. Open your Laundry Egg® (carefully!) by holding down the button and twisting one part of the egg until the triangles line up.
2. Throw away what is left of your dissolved pellets. Add ALL the bags of pellets, from the **Refill Pellets pack**. Avoid skin contact when filling or re-filling the Laundry Egg.
3. Close the egg case by matching up the triangles and twisting the egg. Make sure it **'clicks'** back into place.



MIX & MATCH YOUR EGG WITH NEW FRAGRANCES



We've got **4 NEW fragrances** to try out

OR STICK TO THE ORIGINALS, OUR SIGNATURE RANGE

Perfect for babies + sensitive skin



A LIGHTER LOAD ON THE PLANET... STARTING IN THE LAUNDRY BASKET

1 | DETOX YOUR MACHINE



Deep clean your machine to keep it squeaky-clean and running efficiently with our award-winning detox tablets. We recommend detoxing your machine once a month to get the best results from your egg. Proven to remove build up of limescale and soap scum, the detox tablets cleans pipes and removes bad odours.

2 | CLOTHES NEED SOME TLC?



Our vegan, plant-based formula is TOUGH on stains... but gentle on the environment. Our stain remover contains no chlorine bleach and is non-toxic to aquatic life without compromising in its ability to tackle the toughest stains. On top of that, the bottle is made from 100% recycled *Prevented Ocean Plastic™*, who rescue plastic on its way to entering the seas. Our plastic can be traced back all the way to its collection point in Indonesia – now that's heroic.

3 | NO BOTTLES, NO PROBLEM



Approximately 7 billion of the 9.2 billion tonnes of plastic produced from 1950-2017 ended up in landfills or was dumped (UNEP, 2017). So far, since January 2021, the sales of our Laundry Eggs from JUST our website have helped save over 2 million plastic bottles going to landfill*. This number is ever increasing with the help of our loyal following joining our eggvolution!

4 | A SMALLER, LIGHTER REFILL SOLUTION



Our Refill Pellets are 6 x SMALLER than a 25 capsule wash and 70 x LIGHTER than the average 42 liquid detergent bottle**. Not to brag... but just think of the difference in transport weight, transport emissions, and the reduced number of lorries on the road... you name it.

5 | LESS ENERGY, FASTER DRYING



Our Dryer Eggs® are proud defenders of reducing energy usage and household energy bills by reducing drying time by up to 28%. On top of this, the eggs and their packaging are 100% recyclable – the perfect eco end to your laundry routine. They gently scent your clothes, soften your laundry AND reduce creases whilst reducing drying time.

ecoegg

SHOP THE FULL LAUNDRY RANGE VIA
WWW.ECOEGG.COM

*Calculations based on 7 washes per week, 18 wash bottle sizes. **Calculations based on a 42-wash liquid detergent bottle, and 25 wash pod box as of 20/05/23.