



Ecoegg™ laundry egg  
720 washes

Directions for Use  
&  
Frequently Asked Questions

If you have any questions or experience any problems with this product, please get in touch with our friendly customer services team who are waiting to take your call

**Telephone: +44 (0) 1622 535 200**

Email: [hello@ecoegg.com](mailto:hello@ecoegg.com)

# How much money will **you** save with the Ecoegg™ ?

Use our quick ready-reckoner to calculate approximately how much money you will save by using the Ecoegg™ instead of your usual washing powder or liquid. Just follow the instructions and fill in the blanks. You may need a calculator handy!

The price of your usual detergent:

 (A)

The number of washes you would get from one pack of your usual detergent:

 (B)

$$(A) \div (B) =$$

 (C)

This is the cost per wash using your usual detergent

The price you paid for the Ecoegg™:

 (D)

Number of washes expected from the Ecoegg™:

$$(D) \div 720 =$$

 (E)

This is the cost per wash using the Ecoegg™

$$(C) - (E) =$$

 (F)

This is the amount you should save on **each wash** by using the Ecoegg™

$$(F) \times 720 =$$

This is the amount you should save **in total** by using the Ecoegg™

\*Note: The number of washes that the Ecoegg™ will last for depends on many factors including the hardness of your water, the load size and the length of the cycle. 720 washes is an approximation for guidance only.

# Directions for Use

## **Congratulations**

Congratulations on your purchase of the Ecoegg™. You should feel good about your purchase as you are helping to reduce the amount of chemicals polluting the planet whilst at the same time being kinder to your family's skin AND saving a great deal of money on your laundry bill!

Using the Ecoegg™ is a new approach to doing your laundry and we encourage you to read through this entire leaflet, including the frequently asked questions, so that you fully understand how to get the best results from the Ecoegg™.

## **Preparing the Ecoegg™ for the first use**

Before you can use your Ecoegg™ for the first time, you need to fill it up with cleaning pellets. The Ecoegg™ contains two types of pellets. The dark coloured pellets are the ceramic tourmaline pellets. The white pellets are the mineral pellets.

Before the first use, you must fill it with THREE whole packs of the white mineral pellets and the ONE whole pack of dark coloured tourmaline pellets. Please see overleaf for instructions on how to do this.

## **Using the Ecoegg™**

Place the Ecoegg™ into the drum of your washing machine, on top of your laundry, and wash as normal, following the fabric care label instructions on your garments.

## **Don't**

- **Don't...wash over 60 degrees Celsius with the Ecoegg™**
- **Don't...use the Ecoegg™ in a tumble dryer (or the tumble dryer cycle in a combined machine)**
- **Don't...overload the machine – the Ecoegg™ requires room to circulate in the drum**
- **Don't...use a reduced water setting on your machine – the Ecoegg™ needs sufficient water to work**

## **Do**

- Do...wash your coloured and white laundry separately, as normal
- Do...use a stain remover for stubborn stains as you would usually (see below)
- Do...dry your Ecoegg™ out when you have finished washing for the day
- Do...use fabric softener if you wish, although it's not necessary with the Ecoegg™ as it will naturally soften fibres. However, fabric softener will add a fragrance to your clothes.

We do not recommend using the Ecoegg™ in the washing machine for your very delicate garments. Hand wash them with the Ecoegg™ instead.

Always follow the instructions on each garment's care label.

## **Stain removers**

Whilst the Ecoegg™ works well on most everyday stains, as with conventional washing detergents, there may be the occasional stain that requires extra help. You may use a 'pre-wash' or 'in wash' stain remover as usual. This will not affect the performance of the Ecoegg™. We recommend the Ecoegg™ eco stain remover which is hypoallergenic and contains no harsh chemicals.

## **Refilling the pellets**

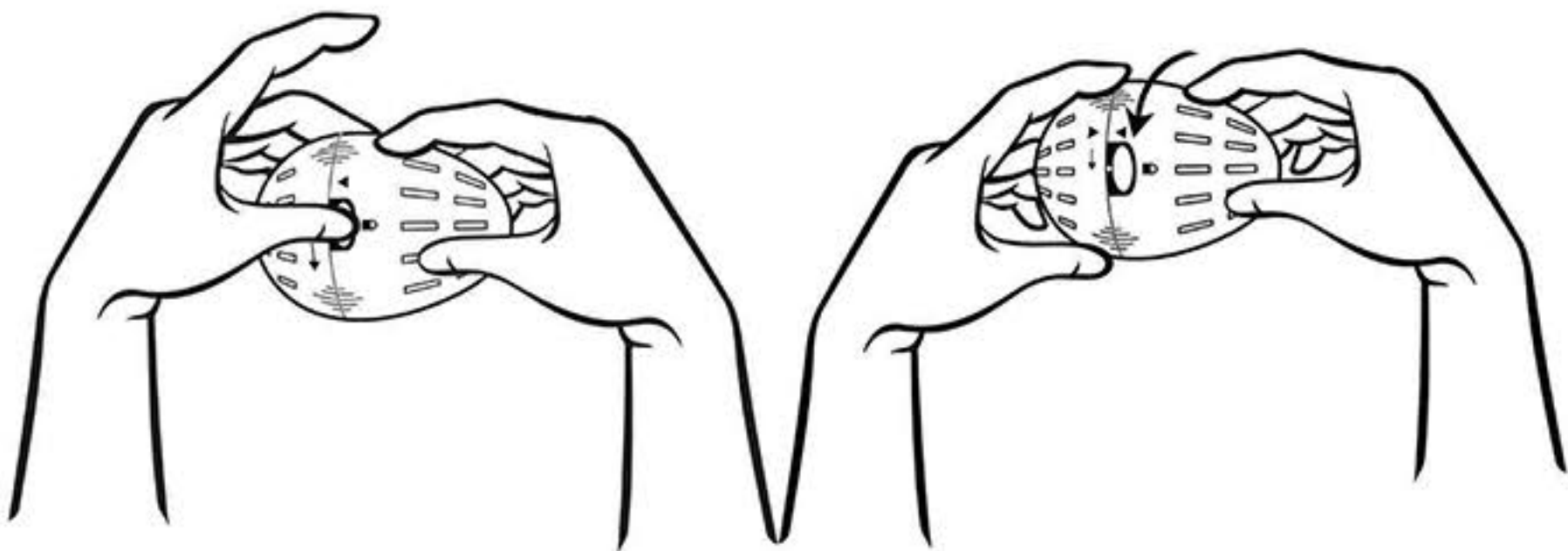
Approximately every 72 washes, the white mineral pellets inside the Ecoegg™ require topping-up. You have been supplied with enough refill packs to last approximately 720 washes.

**Please note that the dark coloured tourmaline pellets will last for the entire 720 washes and do not require refilling.**


Please see overleaf for full refilling instructions.

## How to fill your Ecoegg™ for the first time

- ① To open the egg, grip each half. Push the button in and twist the bottom half in the opposite direction of the arrow until the two triangles line up.




- ② Separate the two halves of the egg.

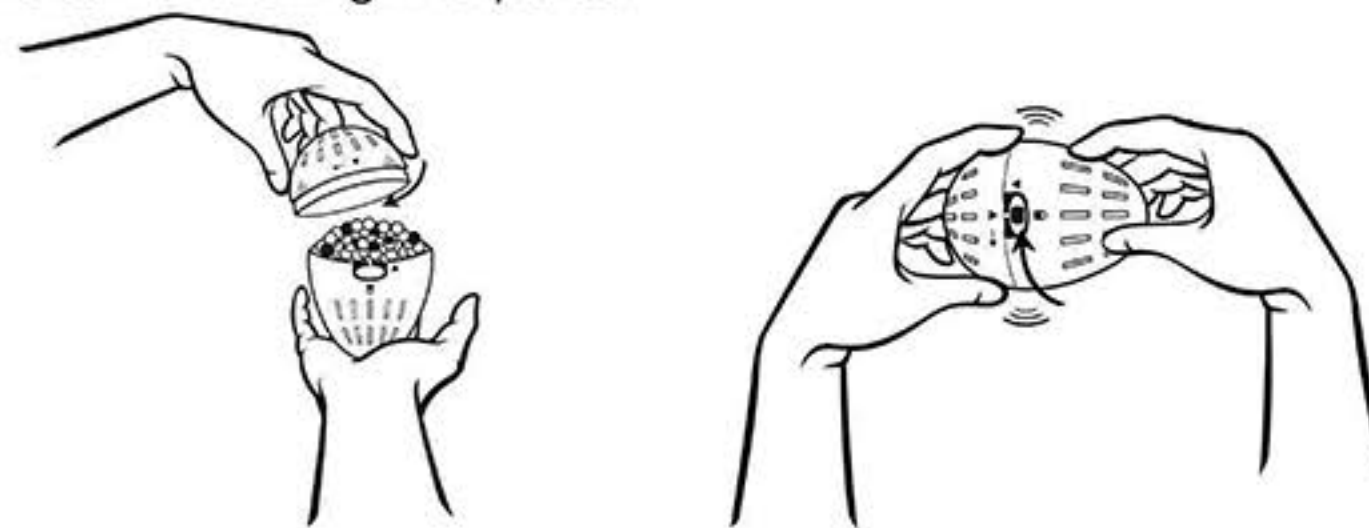


- ③ Stand the larger (more pointed) half of the Ecoegg on a flat surface and empty **three** packs of the white mineral pellets and the one pack of dark coloured tourmaline pellets into it.

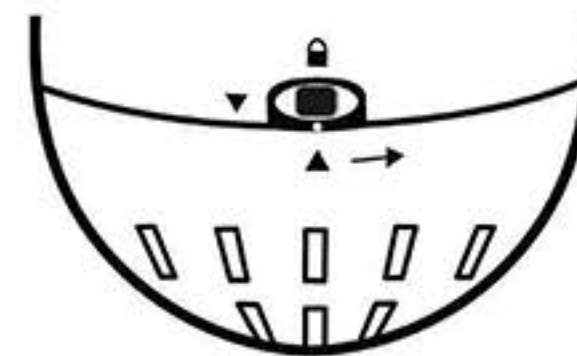
If you have difficulty fitting all of the pellets into the Ecoegg™, lightly tap the bottom of the Ecoegg™ on a hard surface. This will ensure that the pellets use all of the space and will make filling easier.



- ④ Place the smaller half back on top of the larger half, lining up the triangles so that they are pointing at each other. Twist together in the direction of the arrow, until the triangle is now lined up with the dot and you hear and feel the button clicking in to place.



- ⑤ Ensure the ecoegg is fixed firmly back together before use, with the button located in place and the bottom triangle facing the 'dot' as shown below.



## How to refill your Ecoegg™

After approximately each 72 washes, you will need to top-up the pellets in the Ecoegg™. Top-up with one whole pack of **white mineral pellets**.

(Note: it is only the **white mineral pellets** that need topping-up approximately every 72 washes. The **dark coloured tourmaline pellets** last for the entire 720 washes and do not require refilling.)

When refilling, you should leave the existing pellets in the Ecoegg™, unless there is not room, in which case remove just enough of the old pellets to make room for the new ones. For best results, the Ecoegg™ should be as full as possible.

# Frequently Asked Questions

## **How does the Ecoegg™ work?**

The Ecoegg™ contains a number of small pellets and it is these pellets that are the secret to the Ecoegg's™ cleaning power.

The Ecoegg™ contains two types of cleaning pellets:

The **tourmaline ceramic pellets** weaken the adhesive forces between the dirt and fabric.

The **mineral pellets** then naturally ionize the oxygen molecules in the water which then penetrate deep into the fabric lifting away the dirt and grime, without fading colours or damaging the fibres.

Our own scientific testing shows that these two types of pellets used together give the optimum cleaning results.

The ionized oxygen molecules also increase the pH level of the water, which has a natural softening effect on your laundry, so you do not need to use additional fabric softener or conditioner.

## **Does the Ecoegg™ contain harsh chemicals?**

No, the Ecoegg™ does not contain any harsh chemicals, petrochemicals, optimisers, bleaches or ammonias that normal detergents often contain.

## **Do you need to use fabric softener with the Ecoegg™?**

If you wish, you can use fabric softener and this will not affect the operation of the Ecoegg™. We would recommend an eco-friendly fabric softener or conditioner where possible. Alternatively, some people find that a couple of drops of essential oil works great. The Ecoegg™ will naturally soften fibres as it changes the pH of the water so softener is not a necessity if you suffer from very sensitive skin.

## **Can the Ecoegg™ be used for hand washing?**

Yes. Just pre-soak the Ecoegg™ in the water for approximately 20 minutes and then hand wash as normal, allowing water to flow through the Ecoegg™.

## **How is it possible to shorten the rinse cycle?**

As the Ecoegg™ does not contain any soap agents, it leaves almost no residue on your clothes. Therefore, the rinse cycle can be significantly reduced, saving water, time and electricity. Some machines have a 'rinse hold' button, which, when pressed, skips the rinse cycle. If you can't cut-out the rinse cycle, this will not affect the Ecoegg™, you just will not be saving on water and energy.

## **Is the Ecoegg™ safe to use with sensitive skin including babies skin?**

Yes, as there are no harsh chemicals involved. The Ecoegg™ is 100% hypoallergenic, meaning that it is safe for the most sensitive skin, even babies and children's skin.

## **Will the Ecoegg™ harm washing machines?**

No, the Ecoegg™ is perfectly safe to use with all makes of washing machine. It is made from soft, durable rubber, so it is gentle on your machine.

## **Can the Ecoegg™ be used in all temperature washes?**

The Ecoegg™ will work great in washes up to 60 degrees Celsius. It will also work well in cold water washes. The Ecoegg™ should not be used above 60 degrees Celsius as this will significantly shorten the life of the cleaning pellets.

## **Can the Ecoegg™ be left in for the whole wash cycle?**

Yes. However, the Ecoegg™ should be removed for the drying cycle if your washing machine has one. If you do leave the Ecoegg™ in the machine during the drying cycle, it will shorten the life of the pellets.

## **Do I need to dry the Ecoegg™ between washes?**

If you are doing several washes one after another, then you do not need to dry the Ecoegg™ between washes. However, once you have finished washing for the day, you need to leave the Ecoegg™ out of the machine to dry.

### **How do I know when to refill my Ecoegg™?**

Keep an eye on the white mineral pellets inside the Ecoegg™. When these have dissolved to about half of their original size, then you need to refill the Ecoegg™. You should also monitor the cleaning power of the Ecoegg™. When this reduces, it's probably time to refill the pellets.

### **My Ecoegg™/washing machine/clothes smell strange?**

When you have been using conventional washing powder or liquid for a while, the residue left from these can build up in the pipes and crevices of the washing machine. If not cleaned away, these build-ups can cause a bad odour. Your usual detergent will mask the smells from these build-ups. However, when you switch to using the Ecoegg™, there is no strong fragrance to mask the smells, so it can be more noticeable. In this case, you should clean out your washing machine (which is a good 'detox' for your machine anyway).

We recommend using the ecoegg detox tablets to clean your washing machine. Alternatively, you can clean your machine by leaving the drum empty, putting some white vinegar in the dispensing tray and running a boil wash/90 degree setting. This should help to remove the build ups. You may need to do this several times, depending on the extent of the build ups. If the smell persists, you may need to clean out the pipes.

### **Is it ok to use my Ecoegg™ with delicates?**

Yes, however we suggest that you always use a laundry bag to protect your delicates and use the 'delicates setting' on your machine, if you have one. If your delicates are very valuable, we suggest hand washing only.

### **How long will the Ecoegg™ last?**

Approximately 720 washes, which is about 3 years worth of washing for the average family (based on 4 or 5 washes per week). Note: The number of washes that the Ecoegg™ will last for depends on many factors including the hardness of your water, the load size and the length of the cycle. 720 washes is an approximation for guidance only.

### **Can I use the Ecoegg™ in all types of washing machine?**

Yes! It will work great in front loaders, top loaders and twin tubs. One Ecoegg™ is normally sufficient for approximately 5kgs of washing, the capacity of a standard domestic washing machine. If you are using the Ecoegg™ in a larger machine, you may need to use two Ecoegg's™.

### **Why isn't my Ecoegg™ working as well as I expected?**

There are some steps you can take to make sure you are getting the best from the Ecoegg™:

- Make sure you are not overloading your machine. The Ecoegg™ needs room to move around in the wash
- Make sure that your washing machine is not set to use the minimum amount of water
- Whilst the Ecoegg™ works well on most everyday stains, just like with normal washing detergent, there may be the occasional stain that requires extra help. A 'pre-wash' or 'in wash' stain remover can be used as normal. This will not affect the performance of the Ecoegg™ in any way.
- The Ecoegg™ contains no harsh bleaching agents. If you find that your whites are not coming out as bright as you are used to, try adding some eco-friendly laundry bleach to your white loads.

It is important to remember that the Ecoegg™ does not contain any harsh chemicals and therefore cannot be compared to the clean of conventional biological washing detergents that can contain toxic chemicals and bleaching agents. The Ecoegg™ is a much more natural alternative which is kinder to the environment, your skin and your pocket.

Also, it is important to remember the amount of money you will be saving by using the Ecoegg™. For every day worn once and minor stained clothes, using a concoction of toxic chemicals is an unnecessary waste of money. The Ecoegg™ can save you a great deal of money – please refer to the 'ready reckoner' chart at the front of these instructions to calculate approximately how much you will save by using the Ecoegg™ instead of your usual washing powder or liquid.

### **Can I use the Ecoegg™ if I have a septic tank?**

Previous customers with septic tanks that have used the Ecoegg™ have not incurred any problems as the Ecoegg™ leaves almost no residue in the water. However, please note that we have not conducted any scientific testing with septic tanks so this may not be the case for everyone.

### **Can I continue to use water softening tablets with the Ecoegg™?**

Yes, they will not affect the operation of the Ecoegg™ in any way.

If you have any further questions or comments, please visit the website at [www.ecoegg.com](http://www.ecoegg.com)

### **Purchasing further refills**

Additional refills for the Ecoegg™ can be obtained from your original place of purchase. Alternatively, please see our website [www.ecoegg.com](http://www.ecoegg.com) for a list of stockists.

### **Storage**

The Ecoegg™ and the refill pellets should be stored in a cool, dry place, out of direct sunlight.

### **Disposal**

When you have finished with the Ecoegg™, please recycle it where possible. All parts of the Ecoegg™ are made from 100% recyclable material. Please dispose of unwanted pellets in the general waste.

## **CAUTION**

The Ecoegg™ is not a toy and should not be treated as one.  
Keep out of the reach of children and animals.

The pellets may be harmful if swallowed.  
If swallowed, please seek urgent medical advice.

Should contact with your eyes occur, immediately flush them with plenty of water, and seek medical advice.

### **Please take a moment to give us your feedback**

We would like to hear your comments about the Ecoegg™. Everyone that gives us their feedback will be entered into a prize draw which takes place monthly.

Please visit our website to leave your comments:  
**[www.ecoegg.com/feedback](http://www.ecoegg.com/feedback)**

#### **Ecoegg Limited**

**t:** Ecoegg House, Unit 21, Integra, Bircholt Road, Maidstone, Kent, ME15 9GQ  
**f:** +44 (0) 1622 535 200  
**e:** [hello@ecoegg.com](mailto:hello@ecoegg.com)  
**w:** [www.ecoegg.com](http://www.ecoegg.com)