

## Frequently Asked Questions

### How does the ecoegg laundry egg work?

The ecoegg laundry egg contains a number of small pellets and it is these pellets that are the secret to the ecoegg laundry egg's cleaning power.

The ecoegg laundry egg contains two types of cleaning pellets. The tourmaline ceramic pellets weaken the adhesive forces between the dirt and fabric. The mineral pellets then naturally ionize the oxygen molecules in the water which then penetrate deep into the fabric lifting away the dirt and grime, without fading colours or damaging the fibres.

The ionized oxygen molecules also increase the pH level of the water, which has a natural softening effect on your laundry, so you do not need to use additional fabric softener or conditioner.

### Does the ecoegg laundry egg contain harsh chemicals?

No, the ecoegg laundry egg does not contain any harsh chemicals, petrochemicals, optimsers, bleaches or ammonias that normal detergents often contain.

### Do you need to use fabric softener with the ecoegg laundry egg?

If you wish, you can use fabric softener and this will not affect the operation of the ecoegg laundry egg. However, we would recommend the use of the ecoegg dryer eggs instead of fabric conditioner, which are widely available.

Alternatively, some people find that a couple of drops of essential oil works great. The ecoegg laundry egg will naturally soften fibres as it changes the pH of the water so softener is not a necessity if you suffer from very sensitive skin.

### Is the ecoegg laundry egg manufactured from environmentally friendly materials and made in an environmentally friendly way?

Yes, absolutely. The rubber and plastic that the ecoegg laundry egg is made from is 100% recyclable.

### Is the ecoegg laundry egg safe to use with sensitive skin including babies skin?

Yes, as there are no harsh chemicals involved. We worked with the National Eczema Society and Allergy UK in developing the ecoegg laundry egg. The result is that it is 100% hypoallergenic and safe for even the most sensitive skin.

### Will the ecoegg laundry egg harm washing machines?

No, the ecoegg laundry egg is perfectly safe to use with all makes of washing machine. It is made from soft, durable rubber, so it is gentle on your machine.

### Can the ecoegg laundry egg be used in all temperature washes?

The ecoegg laundry egg will work great in washes up to 60 degrees Celsius. It will also work well in cold water washes. The natural mineral pellets in the ecoegg laundry egg are not intended to be used above 60 degrees Celsius.

### Can the ecoegg laundry egg be left in for the whole wash cycle?

Yes. However, the ecoegg laundry egg should be removed for the drying cycle if your washing machine has one. If you do leave the ecoegg laundry egg in the machine during the drying cycle, it will shorten the life of the pellets.

### Do I need to dry the ecoegg laundry egg between washes?

If you are doing several washes one after another, then you do not need to dry the ecoegg laundry egg between washes. However, once you have finished washing for the day, you should leave the ecoegg laundry egg out of the machine to dry.

### Ecoegg Ltd

Ecoegg House, Unit 21, Bircholt Road,  
Maidstone, Kent, ME15 9GQ, England  
Tel: +44 (0)1622 535 200

### Ingredients

>30% anionic surfactants  
15-30% non-ionic surfactants  
Also contains perfume



Ecoegg™ laundry egg  
210 washes refill pack

Directions for Use  
&  
Frequently Asked Questions

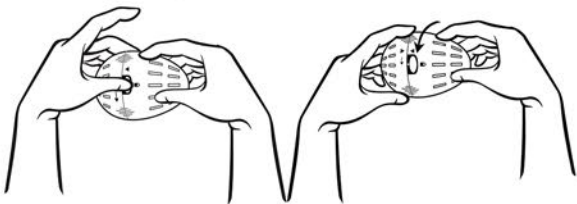
If you have any questions or experience any problems with this product, please get in touch with our friendly customer services team who are waiting to take your call

**Telephone: +44 (0)1622 535 200**


Email: [customerservices@ecoegg.com](mailto:customerservices@ecoegg.com)

## How to refill your Ecoegg™

- ① To open the egg, grip each half. Push the button in and twist the bottom half in the opposite direction of the arrow until the two triangles line up.



- ② Separate the two halves of the egg.

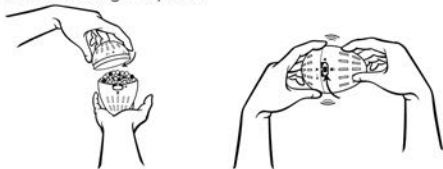


- ③ Stand the larger (more pointed) half of the Ecoegg on a flat surface and empty **three** packs of the white mineral pellets and the one pack of dark coloured tourmaline pellets into it.

If you have difficulty fitting all of the pellets into the Ecoegg™, lightly tap the bottom of the Ecoegg™ on a hard surface. This will ensure that the pellets use all of the space and will make filling easier.



- ④ Place the smaller half back on top of the larger half, lining up the triangles so that they are pointing at each other. Twist together in the direction of the arrow, until the triangle is now lined up with the dot and you hear and feel the button clicking in to place.



- ⑤ Ensure the ecoegg is fixed firmly back together before use, with the button located in place and the bottom triangle facing the 'dot' as shown below.



## How to continue refilling your Ecoegg™

After approximately each 72 washes, you will need to top-up the pellets in the Ecoegg™. Top-up with one whole pack of **white mineral pellets**.

(Note: it is only the **white mineral pellets** that need topping-up approximately every 72 washes. The **dark coloured tourmaline pellets** last for the entire 210 washes and do not require refilling.)

When refilling, you should leave the existing pellets in the Ecoegg™, unless there is not room, in which case remove just enough of the old pellets to make room for the new ones. For best results, the Ecoegg™ should be as full as possible.